


Protect Your Home With **SUPERPRO** in 3 Easy Steps

SUPERPRO Dimpled Foundation Membrane & Geo Textile Drainage Mats are made from up to 70% recycled plastic.

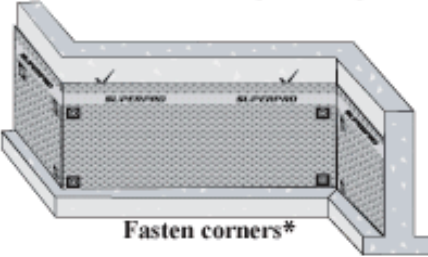
SuperPro Coatings™

Dimpled Foundation & Drainage Membranes

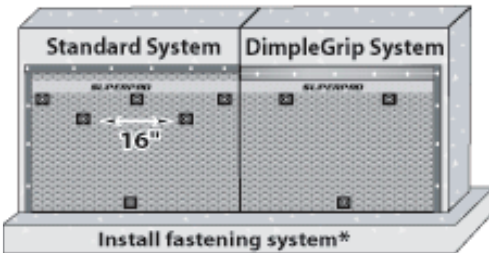
Step 1



Step 2



Step 3



For detailed instructions go to www.superprocoatings.com

Dimpled Foundation Membrane

| | |
|-----------------------------|------------------------------------|
| Dimpled Sheet | High Density Polyethylene |
| Compressive Strength | 5,200 psf (250 kN/m ²) |
| Area Weight | 580g/m ² |
| Dimple Height | 8mm (5/16") |
| Drainage Capacity | 276 L/min/m |

SUPERDRAIN 5200

| | |
|---|------------------------------------|
| Dimpled Sheet | High Density Polyethylene |
| Geo Textile Cloth | Polypropylene (PP) |
| Compressive Strength | 5,200 psf (250 kN/m ²) |
| Bonding method for dimpled sheet to drainage mat | Heat Fused |
| Dimple Height | 8mm (5/16") |
| Drainage Capacity | 276 L/min/m |

SUPERDRAIN 15100

| | |
|---|-------------------------------------|
| Dimpled Sheet | Polypropylene (PP) |
| Geo Textile Cloth | Non-Woven (PP) |
| Compressive Strength | 15,100 psf (725 kN/m ²) |
| Bonding method for dimpled sheet to drainage mat | Heat Fused |
| Dimple Height | 10mm (0.39") |
| Drainage Capacity | 288 L/min/m |



SUPERPRO Dimpled Foundation Membrane

| PART # | ROLL SIZES |
|----------|---|
| PRO10736 | 3'6" x 65.5' (230ft ²) 1.07x20m |
| PRO15050 | 5'0" x 65.5' (325ft ²) 1.5x20m |
| PRO18360 | 6'0" x 65.5' (393ft ²) 1.83x20m |
| PRO20067 | 6'7" x 65.5' (431ft ²) 2x20m |
| PRO22474 | 7'4" x 65.5' (480ft ²) 2.24x20m |
| PRO24711 | 7'11" x 65.5' (518ft ²) 2.4x20m |
| PRO27811 | 8'11" x 65.5' (583ft ²) 2.7x20m |
| PRO30911 | 9'11" x 65.5' (648ft ²) 3x20m |



SUPERPRO Geo-Textile Drainage Mats

SuperDrain 5200

| PART # | ROLL SIZES |
|----------|---|
| PRO20067 | 6'7" x 65.5' (431ft ²) 2x20m |
| PRO24711 | 7'11" x 65.5' (518ft ²) 2.4x20m |

SuperDrain 15100

| PART # | ROLL SIZES |
|----------|--|
| PRO20067 | 4'0" x 50' (200ft ²) 1.22m x 15.2m |
| PRO24711 | 6'6" x 50' (325ft ²) 1.98 x 15.2m |
| PRO24711 | 8'6" x 50' (425 ²) 2.59m x 15.2m |

Proudly Offered By:

SUPERPRO Coatings Ltd
www.superprocoatings.com

SUPERPRO Coatings is affiliated with
 SUPERSEAL Construction Products Ltd.

Dimpled Foundation Membrane



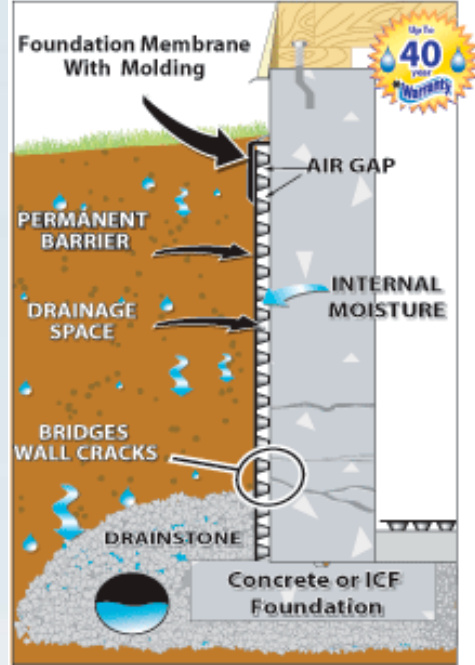
Geo-Textile Drainage Membrane



Professional Grade
Outstanding Results

HOW **SUPERPRO** KEEPS YOUR HOME DRY

SUPERPRO DIMPLED FOUNDATION MEMBRANE



WARRANTY COVERAGE*

Dimpled Foundation Membrane

- 40 year product - Residential applications
- 10 year labour - Installed by a Certified Installer

SuperDrain Geo-Textile Drainage Membrane

- 20 year product - Residential & Commercial
 - 10 year labour - Residential
 - 5 year labour - Commercial
- Installed with SUPERPRO Waterproofing by Certified Installer

PERMANENT BARRIER

SUPERPRO Dimpled Foundation & Drainage Membranes provide a **permanent barrier** and prevents exterior backfill material and moisture from touching the foundation wall.

AIR GAP (DRAINAGE SPACE)

The **air gap** created by the membranes eliminates 100% of the head water pressure off the face of the wall. It also provides a drainage space that allows the foundation to breathe. Moisture that gets into the drainage area condensates on the membrane and then falls immediately down to the footing drain for removal.

BRIDGING GAPS

SUPERPRO Membranes are **mechanically fastened**. The wall can shift, crack and settle without affecting the membrane's amazing performance.

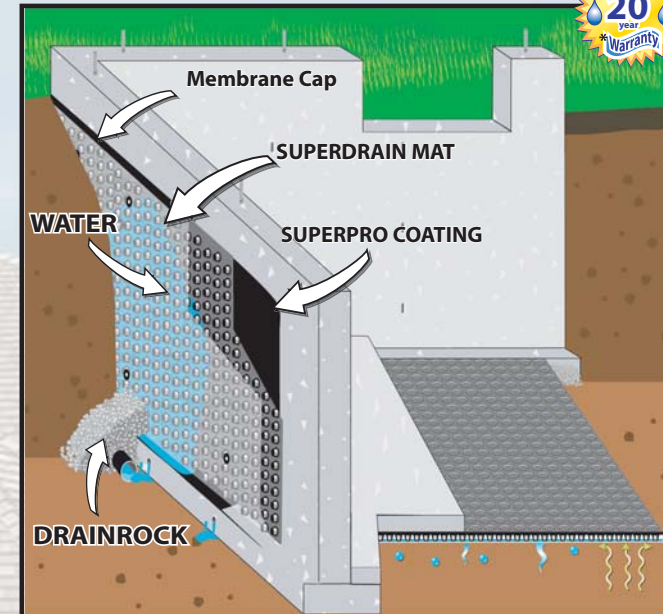
APPROVALS

SUPERPRO Dimpled Foundation Membranes are tested and evaluated by CCMC, ICC-ES and exceed all ASTM requirements.

ACCESSORIES


- SuperPlugs are used to fasten Dimpled Foundation Membrane and SuperDrain 5200 to the wall.
- Membrane Cap is used to seal all edges of Dimpled Foundation membrane and SuperDrain 5200.
- DimpleGrip Molding - is only for use with Dimpled Foundation Membrane. It is a premium molding that seals and locks the membrane into place. Used horizontally and vertically.
- Small Plugs are used to fasten SuperDrain 5200 to the wall and also can be used to fasten seams and corners of Dimpled Foundation Membrane

SUPERDRAIN GEO-TEXTILE DRAINAGE MEMBRANE



APPLICATIONS

- Residential, commercial & industrial applications
- Foundation walls & parking decks
- Protection of waterproof coatings
- Landscaping, green roofs & retaining walls
- Blind walls, tunnels & bridge construction



AREAS OF APPLICATION

- Poured concrete, and concrete block
- Insulated concrete forms
- Interior basement walls
- Under floor slabs
- Subfloor applications

